



Baby Windmills and Beyond

with Diane Harris

Learn **FABRIC FINESSE** in this class! Color, value, contrast: you'll gain confidence and be ready to STASH UP an amazing quilt project! Prepare to indulge in some serious scrap play as you learn to make Baby Windmills and then create something wonderful with them! I have been making these little blocks for years and I keep discovering new ways to use them. I'll show you my examples and then help you create something unique.

Supply List

Fabric: Your project can be totally scrappy or controlled scrappy but it needs to include many different fabrics. You can make a "kitchen sink" quilt and use everything, or you can decide on a specific color recipe. Have about 24 fat eighths in lights, mediums and darks, or press your biggest scraps to use.

If you wish to precut, choose ONE of the following sizes and cut in matching sets of four:


1½" x 2½"
2" x 3½"
2½" x 4 ½"

I really love the middle size: 2" x 3½" but I've made many quilts in all of these sizes.

Other: Sewing machine, iron, rotary cutting supplies, basic sewing supplies, neutral-colored thread in 50 or 60 weight for piecing. Design wall or large piece of flannel or batting. Bigger is better!

The piecing is simple so that we can focus on learning about color, value, contrast, scale, texture and more. ***This is a working design class and you'll come away feeling more confident about your fabric choices for all your future quilts!***


Many ideas for making different sorts of quilts with these blocks are shared. You don't need a pattern for most of them. Then I'll take you further and show you more designs from rectangles! My classes are fun, encouraging, challenging and exciting because you'll learn to see things in new ways and take chances for dynamite results. I can't wait to meet you!



Framework: made with 1.5" x 2.5" rectangles



Scarlet Spin: made with 1.5" x 2.5" rectangles




Wind Farm: 2" x 3.5" and 6.5" x 12.5"




Christmas Dance: made with 1.5" x 2.5" rectangles




Home for Christmas: made with 1.5" x 2.5" rectangles



Construction Zone: made with 1.5" x 2.5" rectangles



I Spy Windmills: made with 4.5" x 8.5" rectangles



Cotton Candy Christmas: made with 1.5" x 2.5" rectangles